

# NetSuite 2022.1 Release Notes

Release Preview Draft  
Revision Date: February 02, 2022  
PDF File Version: v4



**Important:** This document summarizes the changes to NetSuite between 2022.1 and the previous release.

These release notes are subject to change every week.

The 2022.1 enhancements and changes listed in this document are not available to customers until they are upgraded to NetSuite 2022.1. Please check the version number at the bottom of your Home page if you are unsure which NetSuite version you are using. The features and SuiteApps described here may not be available in your NetSuite account. Your access to these features and SuiteApps is subject to the terms of service in your NetSuite contract. Some features may require extra purchase.

Click the following links for details about product changes:

## NetSuite

### NetSuite · [Accounting](#)

- [SuiteApprovals Enhancements](#)
- [Enhancements to Fixed Assets Management \(FAM\) Diagnostics Portlet](#)
- [Advanced Localization Features Enhancements](#)
- [Contra Account Sheets Now Available in SuiteApp Marketplace](#)
- [Portugal Invoice Certification Enhancements](#)
- [Custom Segments Update in Labor Expense Allocation Preferences](#)

### NetSuite · [Account Setup and Maintenance](#)

- [NetSuite Upgrade Using Customer-Scheduled Maintenance](#)
- [Record Pages Monitor Updates](#)

### NetSuite · [Authentication](#)

- [End of Support for HMAC-SHA1 Signature Method for TBA Postponed](#)

### NetSuite · [Banking](#)

- [Support for SFTP Download Directory Using Absolute Path](#)

### NetSuite · [CSV Import](#)

- [Newly Supported Record Types for CSV Import](#)

### NetSuite · [Employee Management](#)

- [Employee Record Gender Field Enhancements](#)

- Performance Management Enhancements
  - Performance Review Scheduler Enhancements
  - New Manager Digest
  - New Dataset Templates
  - Goals Enhancements
  - Kudos Enhancements
- REST API for Time Bill

#### NetSuite · Globalization

- Paired Intercompany Transactions Enhancement

#### NetSuite · Inventory Management

- New Supply Allocation Pop-up Window
- Supply Chain Control Tower Enhancements
- Supply Planning Enhancements
- Warehouse Management Enhancements
- New On-demand Inspection Queue Capability in Quality Management
- Quality Management Enhancements
- SCM Mobile Enhancements

#### NetSuite · Manufacturing

- Enhanced Usability for Scanner Flow in Manufacturing Mobile

#### NetSuite · NetSuite Connector

- NetSuite Connector SuiteApp

#### NetSuite · Order Management

- Ignore Leap Year Preference
- Subscription Line Revision Record Now Includes End Date
- Coastal ACH Deprecation
- Bulk Customer Payments
- Electronic Bank Payment Enhancements
- Pack Station Enhancements
- United Kingdom Localization Enhancements

#### NetSuite · Projects

- Advanced Project Budgets Enhancements
- Support for Project Intercompany Cross Charge Request Now Available

#### NetSuite · SuiteAnalytics

- Dataset Linking in the Workbook UI

- Record Types for the Analytics Data Source
- 2022.1 Record Types for Connect
- Connect Browser No Longer Updated
- Custom Report Footer Filters Apply to Scheduled Reports and Reports Executed in the Background

### NetSuite · SuiteApp Distribution

- Bundle Support During Release Phasing
- SuiteBundler No Longer Receiving Feature Updates

### NetSuite · SuiteCloud SDK

- 2022.1 SuiteCloud IDE Plug-in for WebStorm Is Now Available
- 2022.1 SuiteCloud CLI for Java Is Now Available
- Updated License in the SuiteCloud SDK
- 2022.1 SuiteCloud Extension for Visual Studio Code Is Not Yet Available
- 2022.1 SuiteCloud CLI for Node.js Is Not Yet Available
- 2022.1 SuiteCloud IDE Plug-in for Eclipse Is No Longer Updated

### NetSuite · SuiteScript

- 2022.1 SuiteScript Record Exposures
- 2022.1 SuiteScript Records Browser

### NetSuite · SuiteTalk Web Services Integration

- REST Records Service
  - Fully Supported Record Types for REST Web Services in 2022.1
  - Asynchronous Request Execution Is Generally Available
- SOAP Web Services
  - SOAP Web Services Version 2022.1
  - Araxis Merge Diff File for the 2022.1 Endpoint
  - 2022.1 SOAP Schema Browser

### NetSuite · Taxation

- SuiteTax
  - Tax Reporting Framework Enhancements
    - Set Up Tax Return Page Enhancements
    - Tax Reporting Category Enhancements
    - Custom Detailed Report Templates
    - Enhanced Support for Accounts without SuiteTax
  - United Kingdom Localization Enhancements
- Legacy Tax
  - International Tax Reports Enhancements
    - Germany VAT Report Updates

- United Kingdom Reduced Rate Tax Code and VAT100 Report Updates
- EU 2022 Intrastat Dispatch Report Fields Update
- Germany 2022 Intrastat Dispatch Report Updates
- United Kingdom 2022 Intrastat Dispatch Report Updates
- Belgium Counterparty VAT Number Field Updates
- Sweden 2022 Update on VAT Report and Tax Codes
- Norway Tax Codes Provisioning for 100% Non-Deductible Input Tax
- International Tax Reports Issue Fixes
  - International Tax Reports 3.121.0 Issue Fixes
  - International Tax Reports 3.122.0 Issue Fixes
- ANZ Localization Preferences and Supplier List Updates
- Norway Tax Reports Enhancements
- Portugal Invoice Certification Enhancements

## Commerce

### Commerce · [SC/SCMA/SCA — SuiteCommerce Solutions](#)

The 2022.1 release of SuiteCommerce, SuiteCommerce MyAccount, and SuiteCommerce Advanced will be available in a future release. For the current release notes for these solutions, see the help topic 2021.1 Release of SuiteCommerce, SuiteCommerce MyAccount, and SuiteCommerce Advanced.

### Commerce · [SuiteCommerce InStore](#)

- [Release Summary](#)

## SuiteApps

### SuiteApps · [SuiteApps \(Bundles\) Released by NetSuite](#)

- [Accounting SuiteApps](#)
- [Administration SuiteApps](#)
- [Inventory Management SuiteApps](#)
- [Localization SuiteApps](#)
- [Manufacturing SuiteApps](#)
- [Non-Profit SuiteApps](#)
- [Order Management SuiteApps](#)
- [Taxation SuiteApps](#)

## Accounting

NetSuite 2022.1 includes the following enhancements to accounting features:

- [SuiteApprovals Enhancements](#)
- [Enhancements to Fixed Assets Management \(FAM\) Diagnostics Portlet](#)
- [Advanced Localization Features Enhancements](#)
- [Contra Account Sheets Now Available in SuiteApp Marketplace](#)
- [Portugal Invoice Certification Enhancements](#)
- [Custom Segments Update in Labor Expense Allocation Preferences](#)

## Account Setup and Maintenance

NetSuite 2022.1 includes the following enhancements to account setup and maintenance features:

- [NetSuite Upgrade Using Customer-Scheduled Maintenance](#)
- [Record Pages Monitor Updates](#)

### NetSuite Upgrade Using Customer-Scheduled Maintenance

Over the course of this release, some customers whose production accounts are located in NetSuite data centers built on Oracle Cloud Infrastructure (OCI) will be able to upgrade to NetSuite 2022.1 using the Customer-Scheduled Maintenance feature. Administrators whose NetSuite accounts are selected to use this new feature will receive email notifications with the necessary instructions.

To learn more about Customer-Scheduled Maintenance, see the help topic [Customer-Scheduled Maintenance](#).

## Authentication

NetSuite 2022.1 includes the following enhancements to authentication features:

### End of Support for HMAC-SHA1 Signature Method for TBA Postponed

The end of support for the HMAC-SHA1 signature method for the Token-based Authentication (TBA) feature has been postponed. Previously, the end of support was targeted for NetSuite 2022.1. The new target date for the end of support will be announced later. Even though the end of support has been delayed, you should update your integrations to use HMAC-SHA256 as soon as possible.

After the end of support, any integrations using the TBA feature with HMAC-SHA1 as a signature method will stop working. The end of support and the request to change the signature method to HMAC-256 also applies to third-party integrations.

You must use the HMAC-SHA256 signature method to create new integrations for use with TBA.

Before the end of support, you must update your authorization header to use HMAC-SHA256. To update the authorization header, change the values of the `oauth_signature_method` parameter and the `oauth_signature` parameter to HMAC-SHA256.

For more information, see the following help topics:

- Example OAuth Header
- The Authorization Headers
- The Signature for Web Services and RESTlets



**Important:** If you are using a library for signing, verify that the library supports HMAC-SHA256, and if needed, update to a library with HMAC-SHA256 support.

## Banking

As of NetSuite 2022.1, banking features include the following enhancements:

- [Support for SFTP Download Directory Using Absolute Path](#)

## CSV Import

NetSuite 2022.1 includes the following enhancement to CSV Import:

- [Newly Supported Record Types for CSV Import](#)

### Newly Supported Record Types for CSV Import

Record Type	Newly Exposed or Updated	Notes
Imported Employee Expense	Newly exposed	

## Commerce

NetSuite 2022.1 includes the following enhancements to Commerce features:

- [SC/SCMA/SCA — SuiteCommerce Solutions](#)
- [SuiteCommerce InStore](#)

### SC/SCMA/SCA — SuiteCommerce Solutions

The 2022.1 release of SuiteCommerce, SuiteCommerce MyAccount, and SuiteCommerce Advanced will be available in a future release. For information about the current release, see the help topic 2021.1 Release of SuiteCommerce, SuiteCommerce MyAccount, and SuiteCommerce Advanced.



**Important:** Commerce Themes and Extensions are only available if they are provisioned and set up in your account.

## Commerce Themes


Complete release notes on the latest themes for your SuiteCommerce and SuiteCommerce Advanced site are available here: [Commerce Themes Release Notes](#).

## Commerce Extensions

Complete release notes on the latest extensions for your SuiteCommerce, SuiteCommerce MyAccount, and SuiteCommerce Advanced site are available here: [Commerce Extensions Release Notes](#).

## SuiteCommerce InStore

SuiteCommerce InStore (SCIS) uses a phased release process to distribute managed-bundle upgrades. Each phase consists of a different group of customers that receive the latest SCIS release. Administrators set up for customers within a phased group receive an email notification listing when their upgrade will occur.

 **Note:** Contact your account representative or Customer Support if you have questions about the availability of SCIS 2022.1.

## Release Summary

This SCIS release provides updates that affect behind-the-scenes processing in NetSuite. The release has no functional changes that are visible at the point-of-sale.

## Employee Management

NetSuite 2022.1 includes the following enhancements to employee management features:

- [Employee Record Gender Field Enhancements](#)
- [Performance Management Enhancements](#)
  - [Performance Review Scheduler Enhancements](#)
  - [New Manager Digest](#)
  - [New Dataset Templates](#)
  - [Goals Enhancements](#)
  - [Kudos Enhancements](#)
- [REST API for Time Bill](#)

## Employee Record Gender Field Enhancements

Within the Employee Record, there are now two additional gender field options in the Personal Information section of the **Human Resources** subtab. When selecting a gender from the **Gender** list, users can now choose **Not Specified** or **Non-Binary** as well as the existing Male and Female list items. All existing areas that use the Gender field will now display the new fields.

For more information, see the help topic [Human Resources Information for an Employee](#).

## Performance Management Enhancements

The Performance Management feature introduces the following enhancements:

- [Performance Review Scheduler Enhancements](#)

- [New Manager Digest](#)
- [New Dataset Templates](#)
- [Goals Enhancements](#)
- [Kudos Enhancements](#)

## Performance Review Scheduler Enhancements

The performance review scheduler introduces the Basic performance review schedule and the Advanced performance review schedule. The following enhancements are now included in the performance review scheduler:

- The Performance Review Schedule page now includes the following radio button labels:
  - Schedule Type
  - Launch Date Type
- The Performance Review Schedule page now includes the following radio buttons:
  - Basic Schedule
  - Advanced Schedule
  - Fixed
  - Relative
- The Basic performance review schedule lets you schedule a performance review based on subsidiary, location, department, or job title. You can also choose calendar dates for the review due dates and review period.
- With the SuiteAnalytics Workbook feature, you can attach available datasets to the Advanced performance review schedules to define employees who will receive performance reviews. The Advanced performance review schedule includes two options:
  - The Fixed Date Schedule – if you have the Talent Administrator permission, you can create performance reviews and define the review timeline based on calendar dates.
  - The Relative Date Schedule – if you have the Talent Administrator permission, you can create performance reviews and define the review timeline based on a relative date, like hire date.
- The Performance Review Schedule list page now includes the following columns:
  - Basic /Advanced
  - Fixed / Relative

For more information, see the help topic [Scheduling Performance Reviews](#).

## New Manager Digest

The Manager Digest is a monthly email sent to managers to update them on their team's achievements, goal progress, Areas of Focus, and performance reviews. The Manager Digest is sent on the first Monday of every month. The Manager Digest period starts on the day the last Manager Digest was sent and ends on the day before the current Manager Digest is sent. For example, if the Manager Digest has a period from November 1 to November 30, the Manager Digest will be sent out on December 1.

Managers will only receive the Manager Digest if their team has at least one goal in progress or if they have to take action on their team's performance reviews.

The following information is included in the Manager Digest:

- Managers can view who received Kudos and who has goals ahead of schedule.



- Managers can view which goals are in progress, completed, not completed, and cancelled.
- Managers can view comments left on goals and which goals are behind schedule.
- Managers can view which goals were updated and which goals were connected with Areas of Focus.

For more information, see the help topic [Manager Digest](#).

## New Dataset Templates

The Advanced performance review scheduler utilizes SuiteAnalytics datasets to define the recipient lists for your performance reviews. The following dataset templates are now included:

- Performance Management – Reviews Scheduler
- Reviews Scheduler by Relative Date

For more information, see the help topic [Performance Management Dataset Templates](#).

## Goals Enhancements

The Goals feature now includes additional information to provide employees and managers more flexibility and visibility when interacting with goals. The following changes are now included:

- Employees can now delete unwanted goals that have not been approved by their manager. The Goal window now shows a Delete option in the Actions menu.
- The new History subtab on the Goal window shows the history of changes made to the goal. Employees and managers can view which fields changed, the content of the changes, and when the changes were made.

For more information, see the help topic [Viewing Goals](#).

## Kudos Enhancements

The Kudos portlet now displays the dates that Kudos are given. For more information, see the help topic [Interacting with Kudos in the Employee Center](#).

## REST API for Time Bill

In Netsuite 2022.1, the REST API exposure for the TimeBill record is available. This change brings another standardized method of communication. It enhances NetSuite's connectivity to external systems. For more information, see the help topic [Time Bill \(Track Time\)](#).

## Globalization

NetSuite 2022.1 includes the following enhancement to internationalization features:

- [Paired Intercompany Transactions Enhancement](#)

## Paired Intercompany Transactions Enhancement

NetSuite 2022.1 lets you pair stand-alone intercompany credit memos and vendor credits. You create a link between the two documents through the Paired Intercompany Transaction field on the two

records. NetSuite filters the relevant documents based on the subsidiary, entity, and currency. For more information about pairing intercompany documents, see the help topic [Pairing Intercompany Transactions](#).

## Inventory Management

NetSuite 2022.1 includes the following enhancements to inventory management features:

- [New Supply Allocation Pop-up Window](#)
- [Supply Chain Control Tower Enhancements](#)
- [Supply Planning Enhancements](#)
- [Warehouse Management Enhancements](#)
- [New On-demand Inspection Queue Capability in Quality Management](#)
- [Quality Management Enhancements](#)
- [SCM Mobile Enhancements](#)

### New Supply Allocation Pop-up Window

The Allocated Demand and Allocated Supply pop-up windows are now available on the Supply Chain Snapshot:

- On supply order lines, such as purchase orders, transfer orders, or work orders, the allocated demand figure links to a pop-up window. This pop-up window displays the details of each allocated demand order.
- On inventory lines, the allocated demand figure links to a pop-up window, which displays the details of each allocated demand order.
- Allocated demand order lines can be sales orders, transfer orders, order reservations, or work orders.
- On demand order lines, such as sales orders, transfer orders, or work orders (component lines), the allocated supply figure links to a pop-up window. This pop-up window displays allocated source of supply details. Sources of supply can be inventory or supply orders.
- When an organization experiences shortages, demand orders are delayed. The allocated supply pop-up window displays where the inventory or supply is missing or delayed.
- The allocated demand pop-up window displays where supply order or inventory is allocated, and which demand orders are affected.

### Supply Chain Control Tower Enhancements

NetSuite 2022.1 includes the following updates to the Supply Chain Control Tower Vendor Performance feature:

- [Vendor Performance History](#)
- [Saved Search Enhancements](#)
- [Vendor Delivery Performance Scores](#)

#### Vendor Performance History

To improve vendor performance analysis, you can now create a Vendor Performance History list view, based on the System Note saved search. You can create a new reminder by adding the custom saved

search to negative vendor performance changes. This information helps purchasing managers improve vendor management.

## Saved Search Enhancements

Updated to the NetSuite saved search feature enables you to do the following:

- Create a system notes saved search that focusses on vendor performance data or on vendors who display a negative performance trend.  
The fields related to vendor performance are Predicted Days Late/Early and Predicted Risk Confidence.
- Create a new reminder by adding the custom saved search to negative vendor performance changes. This information helps purchasing managers improve vendor management.

## Vendor Delivery Performance Scores

NetSuite enables you to review the available vendor performance scores when:

- Creating Purchase Orders.
- Releasing orders from the Order Items page.
- Releasing orders from the Order Requisitions page.

Clicking the Purchase Order form Vendor Performance link opens a vendor list that displays late delivery scores based on historic transaction analysis. A similar link from an item on the Order Release page displays the Item Record Vendor list with late delivery scores.

To invoke a late delivery prediction calculation for each purchase order, click the Get Prediction button before sending the order to the approver and vendor.

- The late delivery prediction is calculated using Purchase Delivery History, which is a self-learning learning algorithm that analyzes a complex set of transaction parameters.  
You can review new order predictions from the Supply Chain Control Tower Dashboard, Predicted Risks portlet, under the Late Purchase Orders tab.
- Based on this predicted risk, you can re-formulate your purchase order by changing vendor or altering the order requested date.

## Supply Planning Enhancements

NetSuite 2022.1 includes the following updates to the Supply Planning feature:

- An Item Description is now included on all Workbench Detail Panels. The vendor's name appears on the Supply Detail panel source field.
- A new Safety Stock line has been added to the Workbench Date-Based Grid view.

## New Planning Workbench View Filters

This release enables you to create a saved planning workbench view which can include pre-set filters and an embedded item saved search. The item saved search can include item-related criteria, such as item location and preferred supplier.

You can use Saved Search to filter the planning workbench results for the item preferred supplier. This enables the planner or buyer can view all related planning data for that supplier.

The Supply Planning Workbench Saved View feature enables you to create a saved search that filters for an item custom field that you can call. This feature combines these concepts to provide a set of saved searches, and a custom search.

## Warehouse Management Enhancements

NetSuite 2022.1 includes the following Warehouse Management enhancements:

- [Scheduled Release of Multiple Waves](#)
- [Zone Picking for Single and Multiple Orders](#)
- [Pick Carton Reuse](#)
- [Load All Option to Transfer Staged Items into Carts](#)
- [Item Label Printing on Search Inventory](#)
- [Tally Scanning Support for Additional Mobile Processes](#)
- [Support for Centralized Purchasing](#)

To view the customization enhancements for SCM Mobile, see [SCM Mobile Enhancements](#).

### Scheduled Release of Multiple Waves

The WMS Wave Release Schedule page contains the following new fields for releasing multiple waves:

- **Generate Multiple Waves** - If you check this box, you can generate up to 500 waves for each scheduled release. When this box is checked, your wave order limit must always be greater than one.
- **Wave Release Limit** - In this field, you can enter the maximum number of waves that you want to generate for each scheduled release. You can enter a number between 1 to 500.

For more information, see the help topic [Creating a Wave Release Schedule](#).

### Zone Picking for Single and Multiple Orders

NetSuite 2022.1 provides the following system rules that enable you to select one or more zones from which you want to pick items:

- **Enable Zone Picking for single orders** - Supports the Pick & Merge picking type for single orders. It includes the setting to require staging of all items from an order in the same bin.
- **Enable Zone Picking for multiple orders** - Supports the Pick & Merge picking type for multiple orders. It contains the setting that lets you stage items per order. It also includes the setting to require staging of all items from an order in the same bin.

On your mobile device, you can select the first bin used to stage the picked items for an order. In the list of staging bins, this bin appears with an asterisk beside its name.

For more information, see the help topic [System Rules for NetSuite WMS](#).

### Pick Carton Reuse

If you activate a Use cartons rule, you can use and reuse pick cartons for orders that you process on a mobile device. To reuse, you must pack all the items in the pick carton. The fulfillment records associated with these items must be in Packed status. For more information, see the help topic [Picking Orders or System Rules for NetSuite WMS](#).

## Load All Option to Transfer Staged Items into Carts

You can activate the **Enable bulk loading into staging carts** system rule to transfer multiple items for putaway into a cart. On your mobile device, you can select and process up to ten items at a time.

You can activate this system rule if you activate the **Stage received items before putting away?** system rule. For more information, see the help topic System Rules for NetSuite WMS.

## Item Label Printing on Search Inventory

On your mobile device, you can search for items and print item labels. For numbered items, you can print labels with lot or serial numbers. For more information, see the help topic Label Printing and Reprinting.

## Tally Scanning Support for Additional Mobile Processes

Tally Scanning now supports the following mobile processes:

- Bin Putaway
- Bin Transfer
- Inventory Transfer
- Cycle Count
- Returns

When you activate the Enable Tally Scan system rule, make sure you select the supported process in the **Apply Rule To** field. You can tally scan the item name, alias, and UPC of an item bar code. If you also activate the **Enable Advanced Barcode Scanning** system rule, you can tally scan the supported GS1 formats for item bar codes. For more information, see the help topic System Rules for NetSuite WMS.

## Support for Centralized Purchasing

If you use the Centralized Purchasing and Billing Feature, you can receive purchase orders across multiple subsidiaries and locations. On your mobile device, you can select the target location of the purchase order line.

Note that centralized purchase orders do not support inbound shipments and drop ship orders. To view the other feature restrictions and limitations that also apply to receiving on a mobile device, see the help topic Centralized Purchasing and Billing.

## Manufacturing

NetSuite 2022.1 includes the following enhancements to Manufacturing features:

- [Enhanced Usability for Scanner Flow in Manufacturing Mobile](#)

## NetSuite Connector

NetSuite 2022.1 includes the following enhancements to NetSuite Connector features:

- [NetSuite Connector SuiteApp](#)

## NetSuite Connector SuiteApp

A new NetSuite Connector SuiteApp is now available for installation from the SuiteApps Marketplace. This new SuiteApp includes the following updates:

- Enhanced user experience with a new center tab called **Connector**, which consolidates all NetSuite Connector pages and settings in one location.
- Improved security with the use of API secret IDs for storing NetSuite Connector credentials.

For new users, to install and set up the NetSuite Connector SuiteApp, see the help topic [Connecting NetSuite Connector to NetSuite](#).

For existing users, to migrate to the new NetSuite Connector SuiteApp, see the help topic [Migrating to the NetSuite Connector SuiteApp](#).

For more information, see the help topic [Getting Started with NetSuite Connector](#).

## Order Management

NetSuite 2022.1 includes the following enhancements to order management features:

- [Ignore Leap Year Preference](#)
- [Subscription Line Revision Record Now Includes End Date](#)
- [Coastal ACH Deprecation](#)
- [Bulk Customer Payments](#)
- [Electronic Bank Payment Enhancements](#)
- [Pack Station Enhancements](#)
- [United Kingdom Localization Enhancements](#)

### Ignore Leap Year Preference

The Ignore Leap Year preference ensures that all days are prorated to the same amount regardless of the number of days in the year. Check the Ignore Leap Year preference when you want to always prorate using 365 days for a consistent amount across all days. When enabled, February 29<sup>th</sup> is excluded when calculating prorated amounts in leap years.

### Subscription Line Revision Record Now Includes End Date

The subscription line revision record now includes the End Date field. The revision end date is the line end date at the time the change order and revision are created.

### Coastal ACH Deprecation

Coastal ACH authorizes the transfer of funds through the ACH network for electronic funds transfer and ACH vendor payment transactions.

Coastal ACH has a deprecation date of May 2022. Payments will no longer be transmitted to your vendors or processed from your customers, even if the process appears successful.

Depending on your requirements, consider the following replacements:

- For Accounts Receivable - Payment Acceptance
  - Payment Link - allows the recipient to pay each invoice individually. It is supported by both ACH and credit card payments.
  - SuiteCommerce MyAccount Overview – full-featured account view for your customers. Various payment methods are supported.
- For Accounts Payable - Outbound ACH Payments
  - Consider using the Electronic Bank Payments. For assistance with this implementation, contact your NetSuite Account Representative.

## Projects

NetSuite 2022.1 includes the following enhancements to Projects features:

- [Advanced Project Budgets Enhancements](#)
- [Support for Project Intercompany Cross Charge Request Now Available](#)

## Advanced Project Budgets Enhancements

The Advanced Project Budgets feature introduces the following enhancements:

- **Flexibility for the Project Budget record** – With this updated functionality, you can create two types of project budgets – either Baseline or Estimate at Completion (EAC). You can update both types independently because NetSuite stores data for both budget types separately.
- **Update of the current Budget vs. Actual reports** – This enhancement includes adding data from both baseline and EAC budgets. You can compare them with each other and with actuals in the Baseline vs. Actual vs. EAC report.
- **New subtabs on the Budget tab of the Project form** – You can now see the EAC Budget, Baseline Budget, and Budget History subtabs. The EAC Budget and Baseline Budget subtabs let you display both budgets on the Project form. The Budget History subtab includes the version history of project budgets. Previously, the Budget tab on your project showed the information for the latest baseline budget only.
- **New button label name** – The **Make Copy** button on the project budget is renamed to **Create New Budget Version**. For more information, see the help topic Advanced Project Budgeting.

For more information, see the help topics Advanced Project Budgeting and Budget vs. Actual Report.

## Support for Project Intercompany Cross Charge Request Now Available

Netsuite 2022.1 reintroduces the Project Intercompany Cross Charge Request feature. The feature was previously integrated into the Intercompany Framework feature. It was hidden by default in NetSuite, version 2021.2. You can enable the Project Intercompany Cross Charge Request record feature by enabling the Project Management and Intercompany Framework features.

In this release, the Project Intercompany Cross Charge Request feature provides the ability to cross-charge amounts between subsidiaries with the integration period-end process. It enables you to set

amounts in a currency that you can use for intercompany cross-charges reflected in the Intercompany Cross Charges list.

The Project Intercompany Cross Charge Request feature now supports SuiteScript and SuiteFlow. This change allows you to request approvals around the record.

For more information, see the help topics Intercompany Framework, Intercompany Cross Charges and Using Project Management.

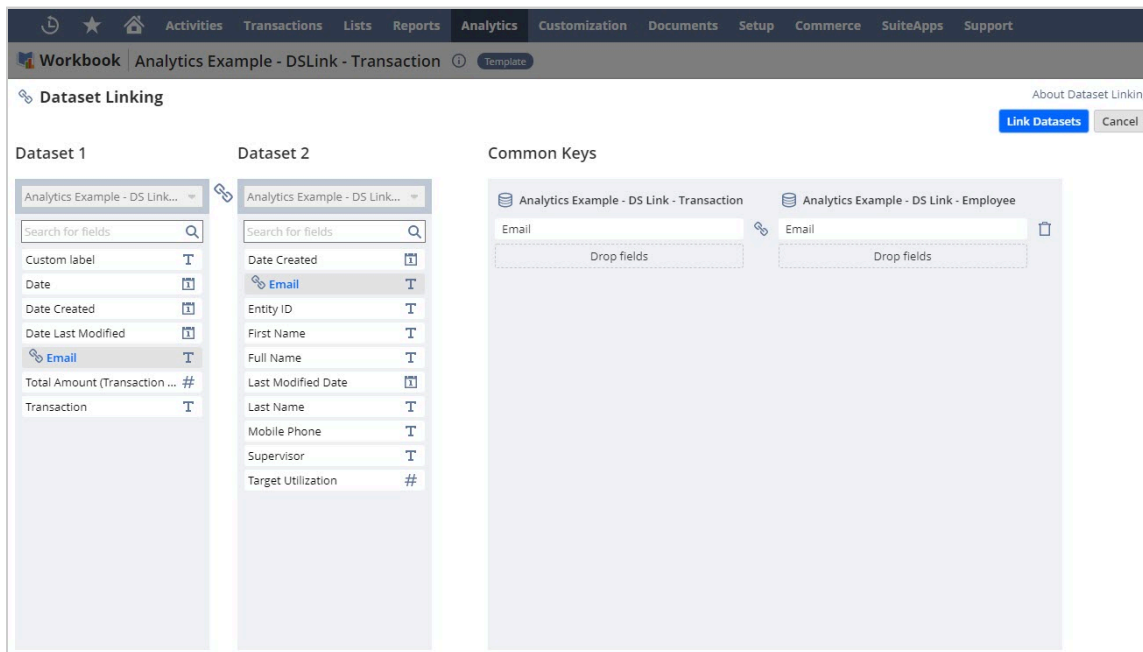
## SuiteAnalytics

NetSuite 2022.1 includes the following enhancements to SuiteAnalytics:

- [Dataset Linking in the Workbook UI](#)
- [Record Types for the Analytics Data Source](#)
- [2022.1 Record Types for Connect](#)
- [Connect Browser No Longer Updated](#)
- [Custom Report Footer Filters Apply to Scheduled Reports and Reports Executed in the Background](#)

## Dataset Linking in the Workbook UI

You can now link two datasets in the Workbook UI. Linking datasets enables you to analyze metrics from two datasets in a single visualization, based on a link that you define using at least one field in each dataset. You can link datasets even if they are based on record types that do not have predefined common keys in the analytics data source, unlike when you join record types in a dataset. Additionally, with linked datasets you can compare data that exists on two different levels of aggregation, like the sum of individual transactions versus a monthly budget.



To create a link, you must define at least one set of common keys between two datasets. Common keys are fields that contain the same types of data, such as the sales rep field in the sales (invoiced) and



transaction record types. When you create a link, recommended common keys are highlighted in blue and automatically defined based on the datasets you choose. You can also define your own common keys using fields from either dataset, with some caveats.

For more information about how to create and use linked datasets, see the help topic [Dataset Linking in SuiteAnalytics Workbook](#).

For information about how to link datasets using the SuiteScript `N/datasetLink` module, see the help topic [RelativeDate Object](#).

## Record Types for the Analytics Data Source

The analytics data source is regularly updated with newly exposed record types and fields. When you work with the analytics data source, you can use the Records Catalog to find record type and field names.

**Note:** Currently, the Records Catalog provides information about record types available to the SuiteScript Analytic API only.

You can access the analytics data source using several tools, but some newly exposed record types and fields may not be available to all of them.

To view all the available record types and fields for the tool that you use, see the following topics:

- [SuiteScript Analytics API - SuiteScript Analytic API in Records Catalog](#)
- [SuiteAnalytics Connect - 2022.1 Record Types for Connect](#)
- [SuiteAnalytics Workbook - The Analytics Data Source and SuiteAnalytics Workbook](#)
- [SuiteTalk REST Web Services - SuiteTalk REST Web Services Records Guide](#)

For more information about the Records Catalog, see the help topic [Records Catalog Overview](#).

## 2022.1 Record Types for Connect

When you work with SuiteAnalytics Connect and the NetSuite2.com data source, you can use the Records Catalog to see information about the record types and fields, joined record types, and join properties.

**Note:** The Records Catalog is supported for the SuiteScript Analytic API only. For more information, see the help topic [Records Catalog Overview](#).

If you want to view a list of the record types that you can access with Connect, run the following query:

```
1 | select * from oa_tables
```

For more information about the record types and fields available in your account, see the help topic [SuiteAnalytics Connect System Tables](#).

## Connect Browser No Longer Updated

As of October 2021, the NetSuite.com data source is no longer updated with newly exposed tables and columns. Therefore, the Connect Browser shows tables and columns that were made available up to 2021.2 only. All Connect users are encouraged to use the NetSuite2.com data source. For more

information about the newly exposed record types and fields available in NetSuite2.com, see [2022.1 Record Types for Connect](#).

For more information about the transition to NetSuite2.com, see the help topic [New Accounts and Access to the Connect Data Source](#).

## Custom Report Footer Filters Apply to Scheduled Reports and Reports Executed in the Background

Prior to 2022.1, only default report footer filters were applied to results generated for scheduled reports or reports executed in the background. Custom footer filters that you added to the report were not applied. Now, both custom and default report footer filters are used to generate the results.

For more information, see the help topic [Why are my custom footer filters not being applied to scheduled reports?](#)

## SuiteApps (Bundles) Released by NetSuite

NetSuite 2022.1 includes the following enhancements to SuiteApps released by NetSuite:

- [Accounting SuiteApps](#)
- [Administration SuiteApps](#)
- [Inventory Management SuiteApps](#)
- [Localization SuiteApps](#)
- [Manufacturing SuiteApps](#)
- [Non-Profit SuiteApps](#)
- [Order Management SuiteApps](#)
- [Taxation SuiteApps](#)

## Accounting SuiteApps

Following are the 2022.1 accounting enhancements to SuiteApps:

- [SuiteApprovals Enhancements](#)
- [Enhancements to Fixed Assets Management \(FAM\) Diagnostics Portlet](#)

## SuiteApprovals Enhancements

SuiteApprovals version 7.00.0 includes the following enhancements:

- [Record Locking and Reapproval](#)
- [SuiteApprovals Portlets](#)

### Record Locking and Reapproval

The Approval Rule page and Approval Rule assistant now include a new section, **Set Up Locking and Reapproval**. This section includes the following capabilities:

- **Record locking based on approval status** – When creating approval rules, you have the following record locking options:

- Lock records in Pending Approval or Approved status, or both.
- Allow editing of records regardless of approval status.

This capability applies to purchase orders, vendor bills, and expense reports.

- **Setting of percentage or amount tolerance limits** – You can set tolerance limits to control whether records are rerouted for approval. Tolerance limits affect only pending approval and approved records.

The system reroutes records for approval using the same approval rule if the change in the record amounts exceed the set percentage or amount tolerance. You also have the option to disallow rerouting regardless of changes in record amounts.

This capability applies to purchase orders, vendor bills, and expense reports.

## SuiteApprovals Portlets

SuiteApprovals version 7.00 includes the following portlets:

- **Records for Approval** – Aside from vendor bills, you can now see the number of purchase orders and expense reports for your approval.
  - The portlet lists the records by type and shows how many records you need to approve.
  - The record type name on the portlets links to a page from which you can access the records.
- **SuiteApprovals Reminders** – For vendor bills, purchase orders, and expense reports:
  - The portlet lists the pending approval and rejected records per record type for the whole account. Each status links to a page that shows the list of pending approval and rejected records.
  - You can also review ageing records awaiting approval, and review records that may require reapproval.

For more information, see the help topic SuiteApprovals SuiteApp.

## Enhancements to Fixed Assets Management (FAM) Diagnostics Portlet

The FAM Diagnostics portlet on the Home dashboard enables you to check the health of the Fixed Assets Management SuiteApp. The following features are available in the enhanced FAM Diagnostics portlet:

- **Scan for assets without an Asset Values record** – Missing field values on the asset records often occur if the asset is imported when the server scripts are not running. When records have missing field values, depreciation values fail to generate. With this update, you can now scan your system to identify the list of assets with no Asset Values record. Click the **Review Assets** link in the portlet to open the Review Assistant. From the Review Assistant, you can check the details of each asset and choose to delete the assets or add asset values.
- **Scan for lease payments without contracts** – Missing contracts on the lease payment record occur if the records are imported when the server scripts are not running. With this update, you can now scan for lease payment records without contracts. When the scan is complete, you can click **Create Lease Contracts** under the Action column of the portlet to update the lease payment records.
- **Updates to column labels** – To improve the user interface, the Requires Action column is removed. You can refer to the Action column to check if the scan results require user input.

For more information, see the help topic Setting Up and Using FAM Diagnostics.

## Administration SuiteApps

Following is the 2022.1 administration enhancement to SuiteApps:

### Record Pages Monitor Updates

Application Performance Management (APM) version 2.1.0 includes the following updates to the Record Pages Monitor tool:

- **Filtering and sorting options** - Prior to this release, Record Pages Monitor filters the record operation tiles to show only the 10 most utilized record operations that ran in your account. You can then sort this prefiltered list according to a defined set of options.

With APM version 2.1.0, Record Operations Monitor still shows the top 10 most utilized record operations by default, but it now also lets you filter according to the most used or most responsive record operations that ran in your account. As with previous releases, you can also filter data according to a predefined duration or a custom date and time.

After applying the filters, you may also sort the resulting tiles in alphabetical order according to their record type or operation.
- **Response time value display** - Prior to this release, Record Pages Monitor shows the median response times on tiles and exported CSV files. The Response Time chart displays baselines only for the 95th percentile and median values.

With APM version 2.1.0, Record Pages Monitor now shows the average response times on tiles and exported CSV files. A baseline for the average response time value is also added to the Response Time chart.

To view the changes, go to Customization > Performance > Record Pages Monitor.

For more information about these updates, see the help topic [Monitoring Record Pages](#)

## Banking SuiteApps

Following is the 2022.1 banking enhancement to SuiteApps:

### Support for SFTP Download Directory Using Absolute Path

Previously, when configuring your SFTP (Secure File Transfer Protocol) connection using the Auto Bank Statement Import (ABSI) SuiteApp, the Download Directory field requires a relative path to the directory that contains the file to download.

In ABSI SuiteApp version 22.1.0, you can use your financial institution's directory in absolute path format to configure your SFTP connection. A new **Use Absolute Path** box is now available on the Connectivity Configuration subtab of your format profile record. Checking the **Use Absolute Path** box prompts the system to recognize the URL entered in the Download Directory field as an absolute path directory.

For more information, see the help topic [Configuring SFTP Connection for Auto Bank Statement Import](#).


## Inventory Management SuiteApps

Following are the 2022.1 inventory management enhancements to SuiteApps:

- [New On-demand Inspection Queue Capability in Quality Management](#)
- [Quality Management Enhancements](#)

- [SCM Mobile Enhancements](#)

## New On-demand Inspection Queue Capability in Quality Management


 **Important:** This feature is targeted to be available in February 2022.

Starting 2022.1, you can trigger an inspection queue on demand with or without reference to a NetSuite transaction context. Quality Management SuiteApp provides enhanced quality control with ad hoc inspection queues, which you can manually trigger to inspect items.

You can create the following types of ad hoc inspection queues:

- **A queue with a transaction reference** – to inspect an item before you receive it in inventory, with reference to a parent or an inventory transaction, or with different inspection criteria after rework.
- **A queue without a transaction reference** – to inspect an item on a shelf or in inventory at any time.

## Quality Management Enhancements

 **Important:** This feature is targeted to be available in February 2022.

Quality Management SuiteApp version 2022.1 includes the following enhancements:

- [New Saved Searches](#)
- [New Workflows](#)

### New Saved Searches

To access your Quality Management saved searches, go to Quality > Reports. The following table shows the new saved searches incorporated into Quality Management SuiteApp from the SuiteSuccess add-on.

Saved Search	ID	Description
QM Incoming Inspections Scorecard	customsearch_qm_inco_insp_scorecard	Count of item receipt quality inspection results by status
QM Incoming Results by Specification & Inspection	customsearch_qm_inco_results_spec_insp	Item receipt inspection results
QM Inspection Detail Results	customsearch_qm_insp_detail_results	Quality inspection results at an inspection detail-level
QM Inspection Detail Scorecard	customsearch_qm_insp_detail_scorecard	Count of inspection detail quality results by status
QM Inspection Field Detail	customsearch_qm_insp_field_detail	Quality inspection results at an inspection field-level
QM Inspection Field Scorecard	customsearch_qm_insp_field_scorecard	Count of inspection field quality results by status
QM Inspection Samples Scorecard	customsearch_qm_insp_samples_scorecard	Count of inspection field quality results by status for samples
QM Production Specification Scorecard	customsearch_qm_prod_spec_scorecard	Count of specification quality results by status for work orders and assembly builds


Saved Search	ID	Description
QM Quality Inspection Queue Assigned	customsearch_qm_insp_queue_assigned	Inspection queues assigned to inspectors
QM Quality Inspection Queue Unassigned	customsearch_qm_insp_queue_unassigned	Inspection queues not assigned to anyone
QM Quality Inspection Results	customsearch_qm_insp_results	Quality inspection results status
QM Quality Inspection Values Reported	customsearch_qm_insp_values_reported	Reported quality check values for inspection
QM Quality Test Required	customsearch_qm_test_required	Count of transactions by transaction type that are eligible for quality inspections
QM Vendor Scorecard	customsearch_qm_vendor_scorecard	Quality inspection results by count for each vendor

## New Workflows

To access your Quality Management workflows, go to Customization > Workflow > Workflows. The following table shows the new workflows incorporated into Quality Management SuiteApp from the SuiteSuccess add-on.

Workflow	ID	Description
QM Populate Vendor	customworkflow_qm_populate_vendor	Populates the vendor transaction in the quality inspection queue record
QM Quality Data Sample Scorecard Update	customworkflow_qm_data_sample_scorec_upd	Populates the <b>Test Pass</b> and <b>Test Fail</b> fields with integers in the following scorecards for sampled items: <ul style="list-style-type: none"> <li>■ QM Incoming Inspections Scorecard</li> <li>■ QM Inspection Detail Scorecard</li> <li>■ QM Inspection Field Scorecard</li> <li>■ QM Inspection Samples Scorecard</li> </ul>
QM Send Email on Failure	customworkflow_qm_send_email_on_failure	Sends an email message if the quality specification fails
QM Send Email When Added to Queue	customworkflow_qm_send_email_added_queue	Sends an email message when the system automatically adds an item to the inspection queue
QM Vendor Scorecard Field Update	customworkflow_qm_vendor_scorec fld_upd	Assigns an integer to a quality inspection result to enable accurate counting

## SCM Mobile Enhancements

 **Note:** SCM Mobile is shared with the following NetSuite features and SuiteApps: Warehouse Management, Manufacturing Mobile, and Pack Station. For more information, see the help topic SCM Mobile.

NetSuite 2022.1 includes the following enhancements for SCM Mobile:

- **Ability to add columns to a table** - You can add columns to a Data Table element used in a standard or custom mobile process. SCM Mobile maps the rows of your additional columns with those from the columns of the existing table.

Using a RESTlet, you can save the data from additional columns to a NetSuite record. For mobile configuration, you can set up a RESTlet type of action for the button click event of the associated mobile page. For mobile customization, you can set it up for the column click, row click, and button click events.

- **Enhanced navigation for popup windows** - Previously, you can navigate to the parent page only of a popup window. Now, you can specify the target page for the mobile action that you set up to perform the navigation. You can add conditions to control the navigation.
- **Update to printer type options** - When you specify a printer type, you can now choose the **All Types** option for printers that support labels and reports. See the help topic [Setting Up Your Printers](#).
- **Automatically Submit Default Values** - This checkbox appears on the configuration and customization pages for Text Box element types. When you assign a default value to the element, you can check this box. NetSuite automatically submits the default value, along with the mobile page, after the element is populated.

For custom mobile processes, the data or page submission depends on the settings for the Action Button element that you choose as the primary action. See the help topic [Configuring Mobile Page Elements](#).

## Localization SuiteApps

Following are the 2022.1 localization enhancements to SuiteApps:

- [Advanced Localization Features Enhancements](#)
- [ANZ Localization Preferences and Supplier List Updates](#)
- [Contra Account Sheets Now Available in SuiteApp Marketplace](#)
- [Norway Tax Reports Enhancements](#)
- [Portugal Invoice Certification Enhancements](#)
- [United Kingdom Localization Enhancements](#)

## Advanced Localization Features Enhancements

In Advanced Localization Features version 1.02, you can now use additional printing options to customize your invoices and credit memos.

- **Print Note if There's No Payment Discount** – Adds a note when payment discount is not applied.
- **Mark Document as Copy or Duplicate** – Enables labeling the document as Copy or Duplicate.
- **Hide Total Incl. VAT Column** – Hides the Total Incl. VAT Column from the printed invoice.

You can customize the label of printed invoices and credit memos using the **Use Popup for Email Transaction Button**.

For more information, see the help topic [Advanced Localization Features](#).

## ANZ Localization Preferences and Supplier List Updates

To avoid possible conflicts with other SuiteApps, the script IDs for the following fields in the ANZ Localization SuiteApp are changed in version 1.1.3.

Page	Field	New Script ID	Old Script ID
ANZ Preferences	ABN Verification Warning	custrecord_anz_bn_verification_comp	custrecord_bn_verification_warnings_comp
	Allow Override	custrecord_anz_override_bn_warnings	custrecord_override_bn_warnings
Supplier ABN List Report	Export File Name	custrecord_anz_current_date	custrecord_current_date
	Export File Name	custrecord_anz_running_number_count	custrecord_running_number_count
	Supplier List	custrecord_anz_date	custrecord_date

After the update, the following values will reset:

- **Supplier list exported file name** - The running number count used in the supplier list exported file name will reset. You can access the Supplier ABN List Report page at Setup > ANZ Localization > Supplier List. For more information, see the help topic Supplier ABN List Report.
- **ANZ Preferences** - The preferences on this page will reset to their default values. To set the values again for ABN Verification Warning, go to Setup > ANZ Localization > Preferences. If applicable, check the Allow Override box. For more information, see the help topic Setting Up ANZ Localization Preferences.

**Note:** If you have existing customizations that use any of the old script IDs, you need to update these customizations to use the new script IDs after the SuiteApp is updated to version 1.1.3.

In addition, this update removes the duplicate vendor records from the Supplier ABN List Report page.

## Contra Account Sheets Now Available in SuiteApp Marketplace

Contra Account Sheets version 1.2.1 is now available for installation from the SuiteApp Marketplace (Application ID: com.netsuite.kontenblatt). This SuiteApp enables you to generate transaction reports with contra account information.

Previously, you can install the Contra Account Sheets SuiteApp from the Search & Install Bundles page. If you have the previous SuiteApp (version 1.01, bundle ID: 314179) installed in your NetSuite account, you need to uninstall that SuiteApp first before installing the new version of Contra Account Sheets from SuiteApp Marketplace.

## Norway Tax Reports Enhancements

Norway Tax Reports SuiteApp version 1.07 includes the Norway VAT Return for NetSuite accounts without SuiteTax. This report is available for accounting periods starting on January 1, 2022. The report uses the Norway tax codes for 2022 provisioned by the International Tax Reports SuiteApp. For more information, see the help topic Norway Tax Codes. You can also manually export the Norway tax codes in XML format.

**Note:** You can still use the Norway VAT Return provided by the International Tax Reports SuiteApp for reporting periods before 2022. For periods starting January 1, 2022, you must use the report provided by the Norway Tax Reports SuiteApp.

Before you generate the Norway VAT Return, ensure that the Norway tax codes in your account are set up correctly.

- **Provision Norway Tax Codes for 2022** – Norway tax codes for 2022 is automatically provisioned for new installations of the International Tax Reports SuiteApp. However, if this SuiteApp is already



installed in your account, you need to manually provision the new tax codes. For information about manually provisioning Norway tax codes, see the help topic Automatic Tax Code Provisioning Workaround.

- **Map Norway Tax Codes to Standard Tax Codes** – Norway tax codes must be mapped to Standard tax codes using the Audit Files Field Mapping page, which is available with the Tax Audit Files SuiteApp. For information about mapping Norway tax codes, see the help topic Mapping Norway VAT Tax Codes.

For more information, see the help topic Norway Tax Reports SuiteApp.

## Portugal Invoice Certification Enhancements

Portugal Invoice Certification SuiteApp provides the following enhancement in 2022.1:

### Portugal Invoice Certification Document Series

Following the mandate from the Portugal Tax and Customs Authority, the Portugal Invoice Certification SuiteApp version 1.06.0 enables you to create a document series for the following sales transaction types:

- Invoice
- Sales Order
- Cash Sale
- Payment
- Item Fulfillment
- Credit Memo
- Cash Refund

Starting January 1, 2022, sales transactions with a Portugal customer or subsidiary must have a document series identifier. You are not allowed to save a transaction if the document series identifier is missing. Transactions dated January 1, 2022 and later also includes the document series identifier in the Portugal Transaction ID.

For more information, see the help topic Portugal Invoice Certification.

## United Kingdom Localization Enhancements


United Kingdom Localization version 1.05 includes the following enhancements:

- **Period VAT return – VAT100 (pre-2021) and UK Submit VAT Return via CSV** – These reports can now be exported in PDF format.
- **Period VAT return – VAT 100** - This report now supports multi-book accounting.
- **Intrastat – Arrivals** - These reports are updated in accordance with Brexit negotiations. Three reports are now available:
  - **Intrastat – Arrivals (Pre-2021)** – Valid through December 31, 2020.
  - **Intrastat – Arrivals (2021)** – Valid from January 1, 2021 through December 31, 2021.
  - **Intrastat – Arrivals (Post-2021)** – Valid starting January 1, 2022.
- **SVB BACS, MULTIBACS or Faster Payments** – This new payment template from SVB bank is now available in CSV format.

## Manufacturing SuiteApps

Following are the 2022.1 manufacturing enhancements to SuiteApps:

## Enhanced Usability for Scanner Flow in Manufacturing Mobile

 **Important:** This feature is targeted to be available in February 2022.

Manufacturing Mobile includes the following usability enhancements to scanner flow:

- On the Select Shift page, the **Description** column is added to the Shifts table. This column provides additional context about the specific shift. Additionally, the default number of shifts listed is reduced to one.
- Popup messages and error messages for entering a reported quantity are updated. The messages now provide better descriptions of the outcome of specific actions.
- To provide additional context about the work order, some pages are updated with new columns and fields.
- To reduce the number of pages to navigate, some confirmation and success message pages are removed.

## Non-Profit SuiteApps

Following are the 2022.1 non-profit enhancements to SuiteApps:

### Custom Segments Update in Labor Expense Allocation Preferences

Previously, on the Labor Expense Allocation Preferences page, you need to individually check each box for the custom segments in which the expenses need to be allocated.

In Labor Expense Allocation SuiteApp version 1.00.3, custom segments checkboxes are replaced with a multi-select field labeled as **Custom Segments** on the Labor Expense Allocation Preferences page. New custom segments columns are automatically shown on the NFP Employee Timesheet and Pay Type Allocation records based on your custom segment record preference.

For more information, see the help topic [Setting Up Labor Expense Allocation Preferences](#).

## Order Management SuiteApps

Following are the 2022.1 order management enhancements to SuiteApps:

- [Bulk Customer Payments](#)
- [Electronic Bank Payment Enhancements](#)
- [Pack Station Enhancements](#)

### Bulk Customer Payments

In SuiteBilling Enhancements version 22.1, you can accept customer payments in bulk. Bulk customer payments enable you to generate payments for multiple customers and apply them to the appropriate invoices.

This feature lets you do the following:

- [Create Bulk Customer Payments](#)
- [Set Default Account and Payment Preferences](#)

- [Track Processed Transactions](#)

## Create Bulk Customer Payments

You can set up bulk payments by going to Transactions > Bulk Customer Payments > View Bulk Customer Payments > New. On a bulk customer payments record, you can do the following:

- Set the invoice search criteria. Options include:
  - Filtering invoices by transaction date or by due date.
  - Specifying an offset or a specific date range for the invoice search.
  - Including invoices for all customers, or for a specific customer or customer group only.
- Create a one-time bulk payments run or set a recurring schedule for bulk payments.
- Specify the payment processing profile that you want to use to process transactions in the bulk payments run.
- Set additional accounting options, such as:
  - Recording payments as a non-credit card type payment.
  - For credit card type payments:
    - Checking the CC Approved box on payments where the payment type is credit card.
    - Excluding invoices with payment cards, payment card tokens, or general tokens.

## Set Default Account and Payment Preferences

On the General Preferences page, you can specify the default account that will be set on payment records created for bulk customer payments. The **Default Payment Account** and **Record Payments as Undeposited Funds** preferences are available on the Custom Preferences subtab, under SuiteBilling Enhancements Feature.

On billing account records, you can set the payment preferences for the billing account. You can specify the **Payment Processing Profile** and **Payment Instrument** that will be used to process payment transactions for the billing account.

## Track Processed Transactions

To help you keep track of processed transactions, a bulk payments run record is generated each time a bulk customer payments record is processed by the SuiteApp. This record shows a list of successful invoices, failed invoices, and generated payments for each run. To view the bulk payments run list, go to the bulk customer payments record or to Transactions > Bulk Customer Payments > View Bulk Payments Run.

This feature also adds a SuiteBilling Enhancements subtab on invoice and payment records.

- On processed invoices, this subtab contains links to the generated payment and bulk payments run record. If a payment is not generated, you can also see the payment failure reason on this subtab.
- On generated payments, this subtab contains links to the invoice where the payment is applied and bulk payments run record.

For more information about bulk customer payments, see the help topic Bulk Customer Payments.

## Electronic Bank Payment Enhancements

NetSuite 2022.1 includes the following enhancements to Electronic Bank Payments SuiteApp:

- [Bulk Update of Payment Batches](#)
- [Exclude Transactions from Electronic Payments Processes](#)
- [Process Payments for Vendors from Primary and Secondary Banks](#)
- [Process Transactions for Locked Posting Period](#)
- [Auto Process Payment File Administration \(PFA\) Stuck in Queue](#)
- [SuiteScript Permission for Custom EFT Role](#)

## Bulk Update of Payment Batches

You can now add information directly in the **EFT File Reference Note** and **Aggregate by Payee** columns on the **Open** subtab of the Payment Batch List. You can perform this process instead of adding the same information by editing a batch on the Bill Payment Batch page from the **Pending Approval** subtab.

## Exclude Transactions from Electronic Payments Processes

You can exclude any invoice and credit memo from electronic payments processing by checking the **Exclude from Electronic Bank Payments Processing** box. This box is available on invoice, credit memo, and sales order records.

## Process Payments for Vendors from Primary and Secondary Banks

Starting 2022.1, you can process payments using primary or secondary entity banks. A new **Entity Bank** list is added on the EFT subtab for the following transaction types:

- Bills
- Bill Credit
- Bill Payment
- Commission
- Expense Report

For commission transaction type, the **Entity Bank** list is available on the Custom subtab. The **Entity Bank (Employee)** list is used for employee commission transactions and the **Entity Bank (Vendor)** list is used for partner commission transactions.

All the entity banks of the transaction are shown in the **Entity Bank** list regardless of their bank type (primary or secondary) and subsidiaries. Selecting an entity bank at the transaction level does not depend on the **EFT Bill Payment** setting on the EFT Bill Payment Processing page.

The SuiteApp also includes a new EFT Global Bill Payment Processing page. On this page, you can submit payment files for processing transactions with an entity bank at transaction level. The following transactions will not be processed on the EFT Global Bill Payment Processing page:

- Transactions where an entity bank is not specified. These transactions are processed from the Bill Payment Processing page.
- Transactions where an inactive entity bank is selected. The inactive entity bank remains selected on the transaction, but the transaction will not be processed by the SuiteApp.

## Process Transactions for Locked Posting Period

You can post transactions or process payments in locked posting period only if the **Override Period Restrictions** permission is enabled for your account. If the Override Period Restrictions permission is not enabled in your account, then the locked period posting is restricted for the following payment processes:

- Bill Payments Processing or Invoice Payments Processing
- Payment Reversals
- Rollback and Reprocess
- Batch Processes
- EPAPI

## Auto Process Payment File Administration (PFA) Stuck in Queue

Electronic Bank Payments version 2022.1 includes a new map/reduce script **Auto Process Queued PFA**, which lets you process PFA stuck in a payment queue. When the script runs, it sets the status of the stuck PFA to failed and automatically processes the next PFA in the queue. You can run the script deployment **customdeploy\_15531\_auto\_queued\_pfa\_ss** on demand or you can set a schedule for it to run daily.


Alternatively, you can manually set the status of stuck PFAs to failed to continue processing PFAs in queue. To manually set the status of a stuck PFA, see the SuiteAnswers support article [Payment File Administration Stuck in Queued Status](#)(Answer ID: 26150).

## SuiteScript Permission for Custom EFT Role

The Custom EFT role is updated to include the SuiteScript permission with View level to enable payment reversals. If you have an existing custom role created from the Custom EFT role, then you need to add this permission manually. Otherwise, opening the Payment Reversals page without updating the custom role permission can lead to errors in certain scenarios.

When you create a new custom role from the Custom EFT role, the SuiteScript permission is automatically added.

## Pack Station Enhancements

 **Note:** Use of the Pack Station app requires that you install the SCM Mobile and Pack Station SuiteApps. See the help topic [Installing the Pack Station SuiteApp](#).

NetSuite 2022.1 includes the following enhancements to Pack Station:

- **Bulk packing of items that ship as is** - For items that ship as is or ship individually, you can now specify the number of items you want to pack.  
Pack Station automatically adds a pack carton for each item quantity. If you predefine your pack carton details, it also closes the pack cartons that it adds.
- **Change the weight unit** - When you pack items, you can now change the unit of a pack carton's weight.

For more information, see the help topic [Packing Items into Cartons](#).

## Taxation SuiteApps

Following are the 2022.1 taxation enhancements to SuiteApps:

- SuiteTax SuiteApps
  - [Tax Reporting Framework Enhancements](#)

- Set Up Tax Return Page Enhancements
  - Tax Reporting Category Enhancements
  - Custom Detailed Report Templates
  - Enhanced Support for Accounts without SuiteTax
- Legacy Tax SuiteApps
  - International Tax Reports Enhancements
    - Germany VAT Report Updates
    - United Kingdom Reduced Rate Tax Code and VAT100 Report Updates
    - EU 2022 Intrastat Dispatch Report Fields Update
    - Germany 2022 Intrastat Dispatch Report Updates
    - United Kingdom 2022 Intrastat Dispatch Report Updates
    - Belgium Counterparty VAT Number Field Updates
    - Sweden 2022 Update on VAT Report and Tax Codes
    - Norway Tax Codes Provisioning for 100% Non-Deductible Input Tax
  - International Tax Reports Issue Fixes
    - International Tax Reports 3.121.0 Issue Fixes
    - International Tax Reports 3.122.0 Issue Fixes

## SuiteTax SuiteApps



**Important:** The SuiteTax enhancements in this section are applicable only to NetSuite production and Sandbox accounts where the SuiteTax feature is enabled. For NetSuite accounts without SuiteTax, see [Legacy Tax SuiteApps](#).

## Tax Reporting Framework Enhancements

Tax Reporting Framework SuiteApp includes the following enhancements in 2022.1:

- Set Up Tax Return Page Enhancements
- Tax Reporting Category Enhancements
- Custom Detailed Report Templates
- Enhanced Support for Accounts without SuiteTax

### Set Up Tax Return Page Enhancements

Tax Reporting Framework SuiteApp version 1.12.0 includes the following enhancements:

- **Support for Taxable Shipping Costs** - Taxable shipping costs can now be included in the generated reports. A new Include Shipping box is available in the Search Type filter box on the Set Up Tax Return page.
- **Tax Reporting Category Filter Box Changes** - The Tax Reporting Category filter box is now available on the Set Up Tax Return page for both journals and expenses. The Tax Reporting Category column is now also available on saved searches of expenses and journals.

For more information, see the help topic Customizing Localized Tax Returns.

## Tax Reporting Category Enhancements

In Tax Reporting Framework SuiteApp version 1.10.0, the Tax Reporting Category sublist field is enabled on all taxable transaction lines for accounts with SuiteTax and all taxable transaction lines with a Norway nexus for accounts without SuiteTax.

The following are the supported transaction types:

- Cash Sales
- Expense Reports
- Invoices
- Journal Entries
- Purchase Orders
- Sales Orders
- Vendor Bills
- Vendor Return Authorizations
- Credit Memos
- Bill Credits

## Custom Detailed Report Templates

Tax Reporting Framework SuiteApp version 1.10.0 adds support for custom detailed report templates. The new detailed report templates do not have a fixed set of columns and provide Localization teams with more flexibility in customizing reports.

## Enhanced Support for Accounts without SuiteTax

Tax Reporting Framework SuiteApp includes the following enhancements for accounts without SuiteTax:

- **Country Tax Reports Preferences** – Starting version 1.06, you can now access this page in NetSuite accounts without SuiteTax. This page enables you to set your preferences when generating your country tax reports. To access the Country Tax Reports Preferences page, you must install a localization SuiteApp that provides a VAT report.

You can configure the following settings on the Country Tax Reports Preferences page:

- Period Filters
- Tax Audit Files Data Filters

See the help topics [Setting Up Country Tax Reporting Preferences](#) and [Tax Reporting Framework Support For Accounts Without SuiteTax](#) for more information.


- **VAT Reporting Features** – Version 1.09.0 provides additional features to support VAT report generation on localization SuiteApps. The following features are now available:
  - VAT Report Generation
  - Notional Tax Amount Reporting
  - VAT Return Form Versioning
  - Non-deductible Tax Amount Reporting
  - PDF and XML Export

For more information, see the help topic [Tax Reporting Framework Support For Accounts Without SuiteTax](#).


- **Adjust Tax Return** - Starting version 1.11.0, the SuiteApp enables you to adjust tax amount values in the Country Tax Report form in NetSuite accounts without SuiteTax. This feature automatically creates

journal entries for the adjusted tax amounts from your tax return, with all necessary changes and adjustments in a single form. For more information, see the help topic [Adjusting A Country Tax Report In Accounts Without SuiteTax](#).

- **VAT Group Reports** - Version 1.11.0 includes the VAT group reporting feature, which enables you to consolidate VAT reporting of your parent and child subsidiaries with the same nexus. Transactions are consolidated in the parent subsidiary, where the VAT report is generated. Amounts are also shown in the parent subsidiary's base currency. For more information, see the help topic [Generating Localized Country Tax Reports](#).

 **Note:** You can access the VAT reporting features when you install a localization SuiteApp that provides VAT reports built with these features.

## Legacy Tax SuiteApps

 **Important:** The legacy tax enhancements in this section are applicable only to NetSuite accounts without the SuiteTax feature. For NetSuite accounts with SuiteTax, see [SuiteTax SuiteApps](#).

## International Tax Reports Enhancements


International Tax Reports SuiteApp includes the following enhancements in 2022.1:

- [Germany VAT Report Updates](#)
- [United Kingdom Reduced Rate Tax Code and VAT100 Report Updates](#)
- [EU 2022 Intrastat Dispatch Report Fields Update](#)
- [Germany 2022 Intrastat Dispatch Report Updates](#)
- [United Kingdom 2022 Intrastat Dispatch Report Updates](#)
- [Belgium Counterparty VAT Number Field Updates](#)
- [Sweden 2022 Update on VAT Report and Tax Codes](#)
- [Norway Tax Codes Provisioning for 100% Non-Deductible Input Tax](#)

### Germany VAT Report Updates

In International Tax Reports version 3.121.0, the XML files for Germany annual VAT reports are updated for report compatibility with ElsterTransit. ElsterTransit replaces FormularDepotXI, and is now the e-filing solution supported by NetSuite for online submissions of Germany VAT returns. For more information, see the help topic [Submitting the German Tax Return to Elster](#).

The Germany Monthly/Quarterly VAT Return is also updated to properly report the One Stop Shop (OSS) tax code in Box 45: Net amount of sales OS-DE. For more information about Germany VAT reporting see the help topic [What goes into each box – Germany Monthly/Quarterly VAT report](#).

 **Note:** Only OSS transaction lines that use OSS tax codes are supported by the SuiteApp. OSS transactions that use other tax codes are not included in the reports provided by the International Tax Reports SuiteApp.

### United Kingdom Reduced Rate Tax Code and VAT100 Report Updates

In July 15, 2020, United Kingdom temporarily applied a reduced rate of 5% (R-GB) to certain supplies in the tourism and hospitality sectors. This temporary reduced rate ended on September 30, 2021. Effective




October 1, 2021, United Kingdom will apply a reduced rate of 12.5% to applicable tourism and hospitality sectors.

International Tax Reports version 3.121.0 includes automatic provisioning of the new reduced rate tax code upon creation of new United Kingdom subsidiary or nexus.

Tax Code	Description	Properties
R1-GB	Reduced Rate 12.5%	<ul style="list-style-type: none"> <li>■ <b>Rate:</b> 12.5%</li> <li>■ <b>Effective From:</b> October 1, 2021</li> <li>■ <b>Available On:</b> Both (Sales and Purchases)</li> </ul>

The UK VAT100 Report also includes the following updates:

- The following boxes are updated to include the R1-GB tax code:
  - Box 1: VAT due on sales and other outputs
  - Box 4: VAT reclaimed in this period on purchases and other inputs (including acquisitions from the EC)
  - Box 6: Total value of sales and all other outputs excluding any VAT
  - Box 7: Total value of purchases and all other inputs excluding any VAT
- Box 6: Total value of sales and all other outputs excluding any VAT is updated to properly report the EU One Stop Shop (OSS) tax code type.

 **Note:** Only OSS transaction lines that use OSS tax codes are supported by the SuiteApp. OSS transactions that use other tax codes are not included in the reports provided by the International Tax Reports SuiteApp.

To learn more about UK's VAT100 form update and tax codes, see the help topics [United Kingdom Tax Codes](#) and [What goes into each box – United Kingdom VAT100 report](#).

## EU 2022 Intrastat Dispatch Report Fields Update

International Tax Reports version 3.122.0 includes two new fields on forms for sales transactions between EU member states:

- **Country of Origin** – This field refers to the country where the goods were harvested, manufactured, or substantially changed.
- **Partner ID** – This field refers to the VAT Number of the customer in the receiving Member State.

These new fields are shown on the Tax Reporting subtab and in the Items sublist of the transaction. For more information, see the help topic [Intrastat Reporting Fields](#).

## Germany 2022 Intrastat Dispatch Report Updates

International Tax Reports version 3.122.0 includes the following updates for the Germany Intrastat Dispatch Report:

- Germany Intrastat Dispatch Report now includes two new fields, **Country of Origin** and **VAT ID No. of the Partner Operator**.
- An Export to CSV option is now available for the Germany Intrastat Dispatch Report. Starting January 2022, the German government no longer accepts submission of file reports in ASCII format.
- Germany Nature of Transaction Code (NoTC) is updated for 2022:

- Descriptions for transaction codes 11, 12, 22, 31, 32, 33, 34, 41, 42, 51, 52, 71, 72, and 81 are updated.
- New NoTCs 67, 68, and 69 are available on the Manage Tax Reporting page.



**Note:** If you already created these nature of transaction codes prior to the SuiteApp release, you do not need to set these up again.

For more information about these enhancements, see the help topic [Intrastat Report for Germany](#).

## United Kingdom 2022 Intrastat Dispatch Report Updates

International Tax Reports version 3.122.0 includes the following updates for the U.K. Intrastat Dispatch (Sales) Report:

- The country form name is renamed to Northern Ireland (English) 2022.
- Two new columns are added to the report.
  - Country of Origin
  - Partner VAT ID

For more information about these enhancements, see the help topic [Intrastat Report for United Kingdom](#).

## Belgium Counterparty VAT Number Field Updates

The Counterparty VAT Number field on transaction forms for Belgium is renamed to Partner ID. The value in this field is still reflected in the Counterparty VAT Number column on the Intrastat Dispatch report for Belgium. For more information, see the help topic [Belgium Intrastat Report Fields](#).

## Sweden 2022 Update on VAT Report and Tax Codes

International Tax Reports version 3.122.0 includes an updated Sweden VAT form to support the new tax codes for import of services from outside EU. The following tax codes are provisioned to newly created Sweden subsidiaries or nexuses:

- ISR-SE - Purchase of services from outside the EU (12%)
- ISSR-SE - Purchase of services from outside the EU (6%)

The Sweden VAT form reflects the ISR-SE and ISSR-SE tax codes in the following boxes:

- 22 - Purchase of services from countries outside the EU
- 31 - Output VAT
- 32 - Output VAT
- 48 - Input VAT to be deducted

For more information about the new tax codes and the Sweden VAT form update, see the help topics [Sweden Tax Codes](#) and [What goes into each box - Sweden VAT report](#).

## Norway Tax Codes Provisioning for 100% Non-Deductible Input Tax

International Tax Reports version 3.122.0 includes automatic provisioning of 100% non-deductible input tax codes for Norway's new digital value-added tax (VAT) reporting.

The following tax codes are provisioned to newly created Norway subsidiaries or nexuses:

- 82\_NO - Importation of goods, without deduction of VAT Regular rate

- 84\_NO - Importation of goods, without deduction of VAT Reduced rate, middle
- 87\_NO - Services purchased from abroad, without deduction of VAT Regular rate
- 89\_NO - Services purchased from abroad, without deduction of VAT Reduced rate, low
- 92\_NO - Purchase of emissions trading or gold, without deduction of VAT Regular rate

For more information about the Norway tax codes, see the help topic [Norway Tax Codes](#).

## International Tax Reports Issue Fixes

International Tax Reports SuiteApp includes the following issue fixes in 2022.1:

- [International Tax Reports 3.121.0 Issue Fixes](#)
- [International Tax Reports 3.122.0 Issue Fixes](#)

### International Tax Reports 3.121.0 Issue Fixes

International Tax Report SuiteApp version 3.121.0 includes the following fixes:

- **Finland VAT Report** – The report is updated to correctly calculate the value of the Tax payable/Tax that qualifies for refund box. For more information about the formula change, see the help topic [What goes into each box – Finland VAT Report](#).
- **Germany Monthly/Quarterly VAT Report** - Lines 62, 66, and 68 are updated with the correct formula:
  - Line 62 = Line 52 - Box 66 – Box 61 – Box 62 – Box 67 – Box 63 – Box 59 – Box 64
  - Line 66 = Line 62 + Box 65 + Box 69
  - Line 68 (Box 83) = Line 66 – Box 39
- **One Stop Shop (OSS) Tax Code for Croatia** – The OSS standard tax code rate for Croatia is updated to 25%. To learn more about EU OSS tax codes, see the help topic [EU One Stop Shop Tax Code Provisioning](#).
- **United Kingdom MTD Fraud Prevention Headers** - The following headers are updated to show the correct values in compliance with the U.K. MTD requirements:
  - Gov-Vendor-Version
  - Gov-Client-Browser-Do-Not-Track

To learn more about MTD fraud prevention headers, see the help topic [Sending of MTD Anti-Fraud Headers](#).

### International Tax Reports 3.122.0 Issue Fixes

International Tax Report SuiteApp version 3.122.0 includes the following fixes:

- **Denmark VAT Report** - Box 2 is updated to correctly report the net amount of purchases IV-DK with the tax property corrected to report Import VAT. For more information about Denmark's tax codes and VAT report, see the help topics [Denmark Tax Codes](#) and [What goes into each box – Denmark VAT Report](#).
- **Commodity Code** – The Commodity Code Validation link on the Tax Reporting subtab of the Item record is now updated with the correct link. To learn about commodity codes, read the help topic [Commodity Code](#).

- **Nature of Transaction Code** – The NoTC Name now displays the NoTC code and the NoTC Description field truncates text of more than 300 characters. For more information on nature of transaction codes, see the help topic Nature of Transaction Code.

## SuiteApp Distribution

SuiteApp distribution includes SuiteBundler, SuiteApp Marketplace, and SuiteApp Control Center capabilities that you can use to distribute customizations to accounts.

NetSuite 2022.1 includes the following changes:

- [Bundle Support During Release Phasing](#)
- [SuiteBundler No Longer Receiving Feature Updates](#)

## Bundle Support During Release Phasing

Bundle support during phasing of 2022.1 is consistent with the support provided during previous releases. During phasing of 2022.1, some accounts continue to use 2021.2 at the same time that other accounts are upgraded to 2022.1. Therefore, you may be using a different version than some of the accounts where your bundles are installed.

Review the following descriptions for a reminder of how bundles from different versions are handled during release phasing:

- Bundles developed with 2021.2 can be installed in accounts that are already using 2022.1.
- Bundles developed with 2022.1 can be installed in accounts that are still using 2021.2, but with the following limitations:
  - When a user in a 2021.2 account installs a bundle from a 2022.1 account, the bundle installation stops if there are object types in the bundle that are not supported in 2021.2.
  - A bundle with a script that uses a new API available only in 2022.1 can be installed into a 2021.2 account, but the script may not function correctly because 2021.2 does not support the API.

## SuiteBundler No Longer Receiving Feature Updates

SuiteBundler is still supported, but it will not be updated with any new features. To take advantage of new features for packaging and distributing customizations, you can use the Copy to Account and SuiteCloud Development (SDF) features instead of SuiteBundler.

Copy to Account is an administrator tool that you can use to copy custom objects between your accounts. The tool can copy one custom object at a time, including dependencies and data. For more information, see the help topic Copy to Account Overview.

SuiteCloud Development Framework is a development framework that you can use to create SuiteApps from an integrated development environment (IDE) on your local computer. For more information, see the help topic SuiteCloud Development Framework Overview.

## SuiteCloud SDK

SuiteCloud Software Development Kit (SuiteCloud SDK) is a set of tools you can use to develop SuiteCloud Development Framework (SDF) projects. These tools are the SuiteCloud IDE plug-ins and command-line interfaces (SuiteCloud CLI).

SuiteCloud SDK for 2022.1 includes the following features and updates:

- [2022.1 SuiteCloud IDE Plug-in for WebStorm Is Now Available](#)
- [2022.1 SuiteCloud CLI for Java Is Now Available](#)
- [Updated License in the SuiteCloud SDK](#)
- [2022.1 SuiteCloud Extension for Visual Studio Code Is Not Yet Available](#)
- [2022.1 SuiteCloud CLI for Node.js Is Not Yet Available](#)
- [2022.1 SuiteCloud IDE Plug-in for Eclipse Is No Longer Updated](#)

## 2022.1 SuiteCloud IDE Plug-in for WebStorm Is Now Available

SuiteCloud IDE plug-in for WebStorm is now available for download. For more information, see the help topic [Update SuiteCloud IDE Plug-in for WebStorm](#).

## 2022.1 SuiteCloud CLI for Java Is Now Available

SuiteCloud CLI for Java is now available for download. For more information, see the help topic [Installing CLI for Java](#).

## Updated License in the SuiteCloud SDK

The distribution of the SuiteCloud SDK contains an updated license.

## 2022.1 SuiteCloud Extension for Visual Studio Code Is Not Yet Available

The 2022.1 SuiteCloud Extension for Visual Studio Code is targeted for release in February 2022.

SuiteCloud Extension for Visual Studio Code provides a UI for NetSuite platform development using SuiteCloud Development Framework (SDF). For more information, see the help topic [SuiteCloud Extension for Visual Studio Code Overview](#).

## 2022.1 SuiteCloud CLI for Node.js Is Not Yet Available

The 2022.1 SuiteCloud Command-Line Interface for Node.js (SuiteCloud CLI for Node.js) is targeted for release in February 2022.

SuiteCloud CLI for Node.js is a tool that you can use with your own integrated development environment (IDE) or source-code editor to develop SDF projects. This CLI is optimized for the end-user experience. It is interactive and guides you through all the steps of the communication between your local project and your NetSuite account. For more information about CLI for Node.js, see the help topic [CLI for Node.js Guide](#).

SuiteCloud CLI for Node.js is an open-source project published in GitHub. To see its code and get the latest changes, see [SuiteCloud CLI for Node.js GitHub Repository](#).

## 2022.1 SuiteCloud IDE Plug-in for Eclipse Is No Longer Updated

As of NetSuite 2022.1, the SuiteCloud IDE Plug-in for Eclipse will still be supported, but it will not be updated with any new features. Consider transitioning to the SuiteCloud Extension for Visual Studio Code or the SuiteCloud IDE Plug-In for WebStorm.

## SuiteScript

Refer to the following sections for details on SuiteScript updates for NetSuite 2022.1:

- [2022.1 SuiteScript Record Exposures](#)
- [2022.1 SuiteScript Records Browser](#)

### 2022.1 SuiteScript Record Exposures

Record Type	Newly Exposed or Updated	Notes
Planning View	Newly exposed	
Project Intercompany Cross Charge Request	Newly exposed	

### 2022.1 SuiteScript Records Browser

The 2022.1 SuiteScript Records Browser is not yet available.

## SuiteTalk Web Services Integration

NetSuite 2022.1 includes the following enhancements to web services features:

- REST Records Service
  - [Fully Supported Record Types for REST Web Services in 2022.1](#)
  - [Asynchronous Request Execution Is Generally Available](#)
- SOAP Web Services
  - [SOAP Web Services Version 2022.1](#)
  - [Araxis Merge Diff File for the 2022.1 Endpoint](#)
  - [2022.1 SOAP Schema Browser](#)

### Fully Supported Record Types for REST Web Services in 2022.1

The following table lists the record types that are fully supported as of 2022.1.

Record Type	Notes
Assembly Item	
Credit Memo	
Partner	
Time Bill	
Vendor	
Vendor Bill	

For a list of every fully supported record, see the help topic [REST Web Services Supported Records](#).

Except for fully supported records, all records listed in the [REST API Browser](#) are available as beta records in REST web services if the REST Record Service (Beta) feature is enabled. For more information about working with the browser, see the help topic [The REST API Browser](#).

## Asynchronous Request Execution Is Generally Available

Besides synchronous execution, you can also execute requests asynchronously in REST web services. Asynchronous request execution is now generally available.

The asynchronous execution of requests is useful for long-running requests. With asynchronous requests, when you send a request to REST web services, it is placed in a processing queue and handled asynchronously with other requests. Asynchronous execution involves an idempotent retry mechanism, which enables you to use unique keys for asynchronous request. Using unique keys helps you to avoid duplicate requests.

For more information, see the help topic [REST Web Services Request Processing](#).

## SOAP Web Services Version 2022.1

SOAP web services version 2022.1 is not yet available.

For information about the supported generally available versions, see the help topic [Support for Existing WSDL Versions](#).

## Araxis Merge Diff File for the 2022.1 Endpoint

The Araxis Merge diff file highlights the schema changes between the 2021.2 and 2022.1 endpoints. The Araxis Merge diff file is not yet available, but this section provides details about the types of information it will include.

- [About the Araxis Merge Diff File](#)
- [Using the Araxis Merge Diff File](#)

### About the Araxis Merge Diff File

NetSuite publishes an Araxis Merge diff file for every new endpoint. Depending on the scope of the release, changes described in the Araxis Merge diff file may include:

- New record types

- Elements (fields) that have been added, removed, or changed
- New sublists (lists)
- New joins
- New search filters and search return columns
- New platform operations

## Using the Araxis Merge Diff File



**Important:** The screenshots in this section are for illustrative purposes only. They do not reflect changes related to any specific endpoint.

The Araxis Merge diff file is generated using Araxis Merge. When you click the Araxis Merge diff file link (when it is available), a page appears that offers an overview of all schema changes.

The following screenshot shows how this summary page looks. In this example, the highlighted rows indicate that an XSD has been modified. The integers at the center indicate the number of changed lines in the file. To see the exact differences, click the report link in the column on the right or click the name of the file in either column.

<a href="#">activities.scheduling.xsd</a>	3	<a href="#">activities.scheduling.xsd</a>	<a href="#">Report 1</a>
<a href="#">activities.schedulingTypes.xsd</a>	1	<a href="#">activities.schedulingTypes.xsd</a>	<a href="#">Report 2</a>
<a href="#">documents.fileCabinet.xsd</a>	0	<a href="#">documents.fileCabinet.xsd</a>	<a href="#">Report 3</a>
<a href="#">documents.fileCabinetTypes.xsd</a>	2	<a href="#">documents.fileCabinetTypes.xsd</a>	<a href="#">Report 4</a>
<a href="#">general.communication.xsd</a>	3	<a href="#">general.communication.xsd</a>	<a href="#">Report 5</a>
<a href="#">general.communicationTypes.xsd</a>	0	<a href="#">general.communicationTypes.xsd</a>	<a href="#">Report 6</a>
<a href="#">lists.accounting.xsd</a>	32	<a href="#">lists.accounting.xsd</a>	<a href="#">Report 7</a>
<a href="#">lists.accountingTypes.xsd</a>	5	<a href="#">lists.accountingTypes.xsd</a>	<a href="#">Report 8</a>
<a href="#">lists.employees.xsd</a>	0	<a href="#">lists.employees.xsd</a>	<a href="#">Report 9</a>
<a href="#">lists.employeeTypes.xsd</a>	0	<a href="#">lists.employeeTypes.xsd</a>	<a href="#">Report 10</a>
<a href="#">lists.marketing.xsd</a>	0	<a href="#">lists.marketing.xsd</a>	<a href="#">Report 11</a>
<a href="#">lists.marketingTypes.xsd</a>	0	<a href="#">lists.marketingTypes.xsd</a>	<a href="#">Report 12</a>
<a href="#">lists.relationships.xsd</a>	10	<a href="#">lists.relationships.xsd</a>	<a href="#">Report 13</a>
<a href="#">lists.relationshipTypes.xsd</a>	1	<a href="#">lists.relationshipTypes.xsd</a>	<a href="#">Report 14</a>
<a href="#">lists.supplyChain.xsd</a>	0	<a href="#">lists.supplyChain.xsd</a>	<a href="#">Report 15</a>
<a href="#">lists.supplyChainTypes.xsd</a>	0	<a href="#">lists.supplyChainTypes.xsd</a>	<a href="#">Report 16</a>
<a href="#">lists.support.xsd</a>	2	<a href="#">lists.support.xsd</a>	<a href="#">Report 17</a>
<a href="#">lists.supportTypes.xsd</a>	0	<a href="#">lists.supportTypes.xsd</a>	<a href="#">Report 18</a>

When you click any of these links, the Araxis Merge diff file shows a page with two columns. The previous version of the file is displayed on the left and the new version is displayed on the right. Changed elements are highlighted.

For example, the following screenshot shows an excerpt from the report on platform.commonTypes.xsd. Notice the addition of two values to the PermissionCode enumeration: `_accessPaymentAuditLog` and `_advancedPDFHTMLTemplates`.

500 <!-- PermissionCode/start -->	500 <!-- PermissionCode/start -->
501 <simpleType name="PermissionCode">	501 <simpleType name="PermissionCode">
502 <restriction base="xsd:string">	502 <restriction base="xsd:string">
503 <enumeration value="_accountDetail"/>	503 <enumeration value="_accessPaymentAuditLog"/>
504 <enumeration value="_accountingBook"/>	504 <enumeration value="_accountDetail"/>
505 <enumeration value="_accountingLists"/>	505 <enumeration value="_accountingBook"/>
506 <enumeration value="_accounts"/>	506 <enumeration value="_accountingLists"/>
507 <enumeration value="_accountsPayable"/>	507 <enumeration value="_accounts"/>
508 <enumeration value="_accountsPayableGraphing"/>	508 <enumeration value="_accountsPayable"/>
509 <enumeration value="_accountsPayableRegister"/>	509 <enumeration value="_accountsPayableGraphing"/>
510 <enumeration value="_accountsReceivable"/>	510 <enumeration value="_accountsPayableRegister"/>
511 <enumeration value="_accountsReceivableGraphing"/>	511 <enumeration value="_accountsReceivable"/>
512 <enumeration value="_accountsReceivableRegister"/>	512 <enumeration value="_accountsReceivableGraphing"/>
513 <enumeration value="_accountsReceivableUnbilled"/>	513 <enumeration value="_accountsReceivableRegister"/>
514 <enumeration value="_adjustInventory"/>	514 <enumeration value="_accountsReceivableUnbilled"/>
515 <enumeration value="_adjustInventoryWorksheet"/>	515 <enumeration value="_adjustInventory"/>
516 <enumeration value="_adminDocs"/>	516 <enumeration value="_adjustInventoryWorksheet"/>
517 <enumeration value="_adpImportData"/>	517 <enumeration value="_adminDocs"/>
518 <enumeration value="_adpSetup"/>	518 <enumeration value="_adpImportData"/>
519 <enumeration value="_advancedAnalytics"/>	519 <enumeration value="_adpSetup"/>
520 <enumeration value="_allocationSchedules"/>	520 <enumeration value="_advancedAnalytics"/>
521 <enumeration value="_allowNonGLChanges"/>	521 <enumeration value="_advancedPDFHTMLTemplates"/>
	522 <enumeration value="_allocationSchedules"/>
	523 <enumeration value="_allowNonGLChanges"/>



The Araxis Merge diff file also shows changes to data types. The following screenshot is a snapshot of transactions.sales.xsd. Notice that the chargeType element changed from an enumeration to a RecordRef.

1054	<element name="vsocDelivered" type="xsd:boolean" minOccurs="0"/>	1065	<element name="vsocDelivered" type="xsd:boolean" minOccurs="0"/>
1055	<element name="chargeType" type="platformCommonType:ChargeRuleType" minOccurs="0"/>	1066	<element name="chargeType" type="platformCore:RecordRef" minOccurs="0"/>
1056	<element name="chargesList" type="platformCore:RecordRefList" minOccurs="0"/>	1067	<element name="chargesList" type="platformCore:RecordRefList" minOccurs="0"/>
1057	<element name="customFieldList" type="platformCore:CustomFieldList" minOccurs="0"/>	1068	<element name="customFieldList" type="platformCore:CustomFieldList" minOccurs="0"/>

## 2022.1 SOAP Schema Browser

The 2022.1 SOAP Schema Browser is not yet available.

## Taxation

NetSuite 2022.1 includes the following enhancements to taxation features:

- SuiteTax
  - Tax Reporting Framework Enhancements
    - Set Up Tax Return Page Enhancements
    - Tax Reporting Category Enhancements
    - Custom Detailed Report Templates
    - Enhanced Support for Accounts without SuiteTax
  - United Kingdom Localization Enhancements
- Legacy Tax
  - International Tax Reports Enhancements
    - Germany VAT Report Updates
    - United Kingdom Reduced Rate Tax Code and VAT100 Report Updates
    - EU 2022 Intrastat Dispatch Report Fields Update
    - Germany 2022 Intrastat Dispatch Report Updates
    - United Kingdom 2022 Intrastat Dispatch Report Updates
    - Belgium Counterparty VAT Number Field Updates
    - Sweden 2022 Update on VAT Report and Tax Codes
    - Norway Tax Codes Provisioning for 100% Non-Deductible Input Tax
  - International Tax Reports Issue Fixes
    - International Tax Reports 3.121.0 Issue Fixes
    - International Tax Reports 3.122.0 Issue Fixes
  - ANZ Localization Preferences and Supplier List Updates
  - Norway Tax Reports Enhancements
  - Portugal Invoice Certification Enhancements